



## CHANNEL LIGHTS

Modern way to the series lighting. PAKLITE semi covered light is a light to light attachment system with built in channel. Give enormous look while installed in series and beneath your production flows.

### APPLICATIONS

- Halls
- Godowns
- Cold Storage
- Dyeing Units
- Stitching Units
- Weaving Units
- Schools
- Hospitals
- Covered Passages



CHL140

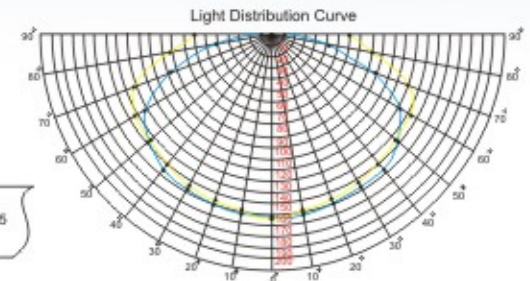
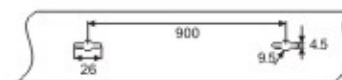
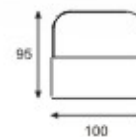
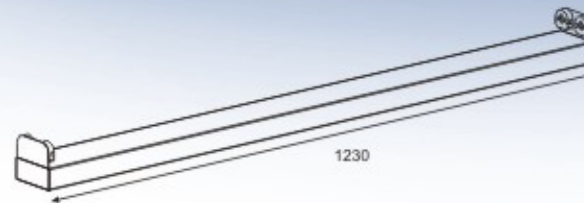





# CHANNEL LIGHTS

## FEATURES

- Built in channel.
- Pre treated body for long lasting color satisfaction.
- All plastic material used in it made up of quality A.B.S. plastic.
- Also available in such material to avoid rusting and deforming for critical environmental conditions.
- Pre-wired & equipped with Paklite quality ballast.



## SPECIFICATIONS:

Item Code	Description	Length	Width	Height	Watts	Screw Distance	Amp.
CHL140	Channel Light 4ft. Single for 1X36/40 Watt Lamp	1255	80	105	40	770	0.43
CHL240	Channel Light 4ft. Double for 2X36/40 Watt Lamp	1230	100	95	80	900	0.86

Design & dimension are subject to change without notice.