



INDUSTRIAL LIGHT SERIES

Durability and maintenance cost stand first. Industrial Light is available in 4ft, 2ft, single and double rods utility. Also available in stainless steel for tough environment.

FEATURES

- Low maintenance cost, as reflector is easy to remove and install again.
- Light enhancements by tilting reflector to focus on particular operation.
- Thick body and strong grips result in tough metal structure.
- Pre-wired and installed Paklite quality ballast ensures round the clock operation.
- Stainless steel body is also available for moisture atmosphere specially where dyeing operation is going on.
- Accessible facility for wall fixing and hanging.


APPLICATIONS

- Halls
- Stores
- Garage
- Schools
- Banks
- Godowns
- Walkways
- Backyards
- Dyeing Areas
- Cold Storage
- Ware Houses
- Washing Areas
- Textile Industries
- Pantries

IL140



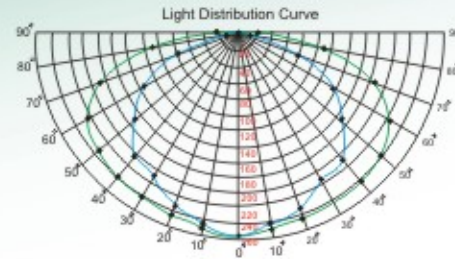
IL240-ST



INDUSTRIAL LIGHT SERIES

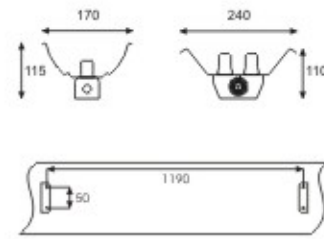


IL240



SPECIFICATIONS:

Item Code	Description	Length	Width	Height	Watts	Screw Distance	Amp.
IL140-SLM	Industrial Light 4ft. Single Slim for 1X36/40 Watt Lamp	1235	170	115	40	820	0.43
IL140	Industrial Light 4ft. Single for 1X36/40 Watt Lamp	1225	240	110	40	1190	0.43
IL220	Industrial Light 2ft. Double for 2X18/20 Watt Lamp	610	240	110	40	590	0.43
IL240-SLM	Industrial Light 4ft. Double Slim for 2X36/40 Watt Lamp	1230	230	105	80	820	0.86
IL240	Industrial Light 4ft. Double for 2X36/40 Watt Lamp	1225	240	110	80	1190	0.86
IL240-ST	Industrial Light 4ft. Double in Steel Sheet for 2X36/40 Watt Lamp	1225	240	110	80	1190	0.86



IL140-SLM



IL240-SLM

Design & dimension are subject to change without notice.

