

OFFICE LIGHT LQ420 SERIES

A wide range of office lights available in different sort of louvers for your office interior design. A ceiling recessed fixture available in 2X2, 1X4 and now exclusively presented in 2X4ft. sizes. Super dynamic shape of louvers would increase the impression of your office ceiling pattern.

LQ420-PT



LQ420-HDG


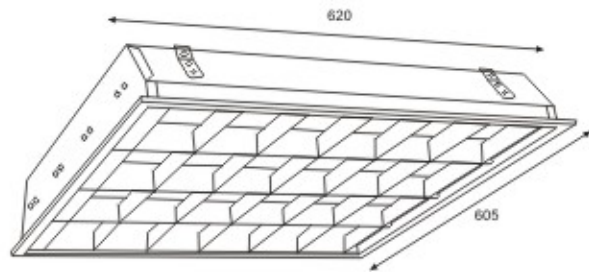


LQ420-HDR

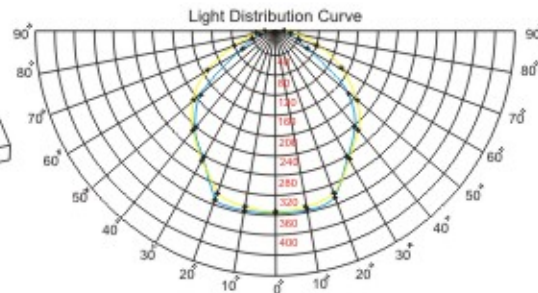
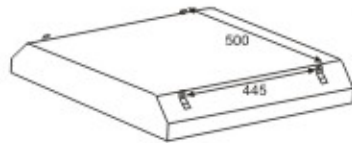


APPLICATIONS

- Offices
- Lounges
- Halls
- Auditoriums
- Staff Rooms
- Show Rooms
- Meeting Rooms
- Display Centers
- Reception Areas



OFFICE LIGHT LQ420 SERIES



SPECIFICATIONS:

Item Code	Description	Length	Width	Height	Watts	Screw Distance	Amp.
LQ420-PT	Office Light 2X2 (Painted Louver)	620	605	90	80	445X500	0.86
LQ420-ST	Office Light 2X2 (Steel Louver)	620	605	90	80	445X500	0.86
LQ420-SV	Office Light 2X2 (Simple Saver Louver)	620	605	90	80	445X500	0.86
LQ420-SDR	Office Light 2X2 (Simple Double Reflector Louver)	620	605	90	80	445X500	0.86
LQ420-HV	Office Light 2X2 (High Gloss Saver Louver)	620	605	90	80	445X500	0.86
LQ420-HPB	Office Light 2X2 (High Gloss Parabolic Louver)	620	605	90	80	445X500	0.86
LQ420-HDR	Office Light 2X2 (High Gloss Double Reflector)	620	605	90	80	445X500	0.86
LQ420-HDG	Office Light 2X2 (High Gloss Double Reflector)	620	610	95	80	445X500	0.86

Design & dimension are subject to change without notice.



FEATURES

- Ceiling recessed fixture.
- Available in 12 different louvers to customized customer's needs.
- Pre-wired with Paklite quality ballast and holders.
- Wiring is sealed with flame proof sleeves.
- Sparkling white, pre-treated powder coated painted body made up of mild steel sheet.
- Also available in crystal clear, diamond and milky type glass cover.
- Retain the assistance of series fitting.

