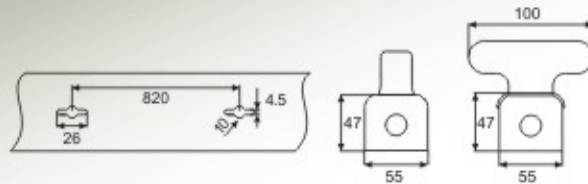
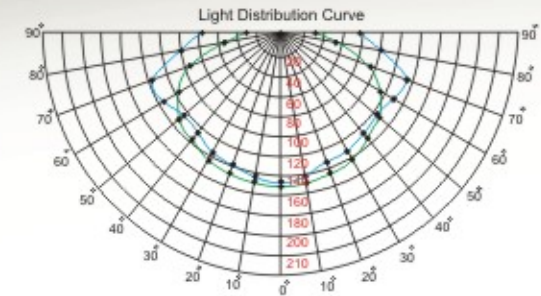
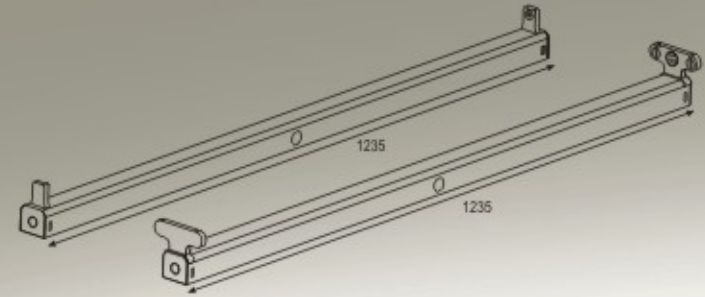


PEARL LIGHTS

PAKLITE special semi covered Pearl Light with marvelous body shape covers quality standards. Special shape and brilliant white paint increases environmental beauty with wall fitting and hanging facility.



SPECIFICATIONS:

Item Code	Description	Length	Width	Height	Watts	Screw Distance	Amp.
PRL120	Pearl Light 2ft. Single for 1X18/20 Watt Lamp	625	55	80	20	405	0.37
PRL220	Pearl Light 2ft. Double for 2X18/20 Watt Lamp	625	100	90	40	405	0.43
PRL140	Pearl Light 4ft. Single for 1X36/40 Watt Lamp	1235	55	80	40	820	0.43
PRL240	Pearl Light 4ft. Double for 2X36/40 Watt Lamp	1235	100	90	80	820	0.86

Design & dimension are subject to change without notice.



PEARL LIGHTS



FEATURES

- Easy installation.
- Glowing white baked powder paint.
- De-greased & de-rusted mild steel sheet.
- Screw less upper case to decrease maintenance cost.
- Short circuit safety due to cover ballast.
- Availability with channel for spinning units.
- Snapable opening from sides for series installation.
- Equipped with flame proof sleeves wiring with Paklite quality ballast.

APPLICATIONS

- Schools
- Hospitals
- Reception Areas
- TV Lounges
- Bed Rooms
- Boutiques
- Dining Rooms
- Drawing Rooms
- Kitchens
- Terraces
- Corridors

